

HOLLAND STONE

SIMPLE SHAPE AND TRADITIONAL APPEAL WITH
EXCEPTIONAL STRENGTH AND DURABILITY






HOLLAND STONE

SIMPLE SHAPE AND TRADITIONAL APPEAL WITH EXCEPTIONAL STRENGTH AND DURABILITY


✓ FEATURES & BENEFITS

- Simple, elegant design and look
- Smooth surface with a standard chamfered edge
- Spacer bar width 1.5mm
- Time tested perennial favorite for pavements


🧱 LAYING PATTERNS



RUNNING BOND PATTERN



HERRINGBONE PATTERN*



BASKET WEAVE PATTERN

Visit [Beldgard.com/Patterns](http://Belgard.com/Patterns) for more options.

*recommended for vehicular applications

🧱 SHAPES & SIZES

60MM



3¹⁵/₁₆ x 7⁷/₈ x 2³/₈

80MM – SPECIAL ORDER



3¹⁵/₁₆ x 7⁷/₈ x 3¹/₈

📊 ESTIMATING CHART

		SQFT/ PALLET	SQFT/ LAYER	LAYER/ PALLET	UNITS/ PALLET	UNITS/ SQFT	WEIGHT/ PALLET
60MM	3 ¹⁵ / ₁₆ x 7 ⁷ / ₈ x 2 ³ / ₈	120	-	10	-	-	2940
80MM	3 ¹⁵ / ₁₆ x 7 ⁷ / ₈ x 3 ¹ / ₈	96		8	-	-	3456

BELGARD® | PAVES THE WAY™

For more info, visit Beldgard.com

Anchor South Location
2630 Conway Road
Odenton, MD 21113
☎ (866) 259-9437



© 2019 Oldcastle® APG, Inc. All Rights Reserved. BEL19-434